



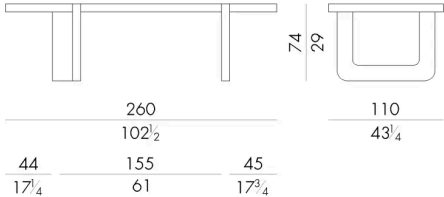
The Ben table stands out for its distinctive textural identity: the entire surface is covered in hand-woven jute, a material that lends each piece a unique tactile quality and an authentic soul. The U-shaped legs support the tabletop, which is divided into three or more sections depending on its size, creating an elegant visual rhythm.

# Dimensions

## BEN . 8 2 6 0

Table

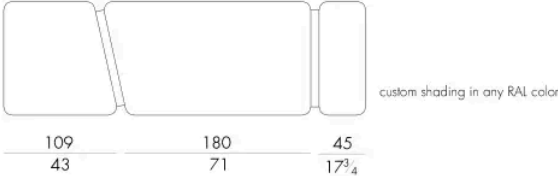

260 W x 110 D x 74 H cm



## BEN . 8 3 5 0

Table

350 W x 110 D x 74 H cm



Table

450 W x 110 D x 74 H cm



450				
89	147	177 $\frac{1}{2}$	145	45
35	58		57 $\frac{1}{4}$	17 $\frac{3}{4}$

110
43 $\frac{1}{4}$



custom shading in any RAL color

109	127	145	45
43	50 $\frac{1}{4}$	57 $\frac{1}{4}$	17 $\frac{3}{4}$