



The brass coffee tables of Dorado collection are characterized by the sand-casting technique. Available in two different heights and sizes, they are the right balance between contemporaneity and elegance and, if placed closed to each other, they seem to become a single table with two distinct tops. The continuous alternation of plain parts and parts with a matic effect gives uniqueness to each single piece.

If the product is intended for **outdoor use**, it should be used exclusively in covered outdoor spaces protected from weather agents, such as verandas, porches, and covered terraces.

To preserve the aesthetic, functional, and material qualities of the products over time, weekly routine maintenance is highly recommended.

Furthermore, any food and drink residues, leaves, flowers, pollen, or bird droppings should be removed promptly to prevent prolonged contact with the surfaces from compromising the long-term preservation of the products.

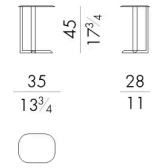
Dimensions

DORADO . 4 0 3 5

Coffee table

Indoor option

35 W x 28 D x 45 H cm

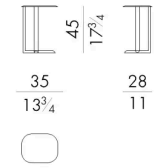


DORADO . 4 0 3 5 / OUT

Coffee table

Outdoor option

35 W x 28 D x 45 H cm

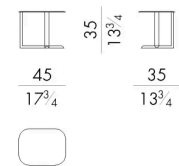


DORADO . 4 0 4 5

Coffee table

Indoor option

45 W x 35 D x 35 H cm



DORADO . 4 0 4 5 / OUT

Coffee table

Outdoor option

45 W x 35 D x 35 H cm

