

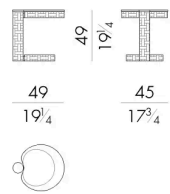


In Nora coffee table the uniqueness of marble meets the refined texture of canework, enhancing curved lines and a strong personality. The vertical elements that support the structure, touch the top and suggest the idea of creating a slight pressure that modifies the surface in a very delicate way, creating a unique play of joints.

Dimensions

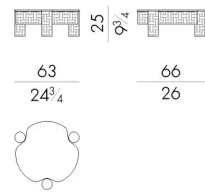
NORA . 1 0 4 5
Coffee table

49 W x 45 D x 49 H cm



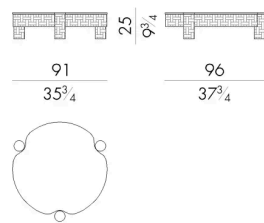
NORA . 1 0 6 0 / B
Coffee table

63 W x 66 D x 25 H cm



NORA . 1 0 9 0 / B
Coffee table

91 W x 96 D x 25 H cm



NORA . 1 1 2 0 / B
Coffee table

121 W x 126 D x 25 H cm

