



Overlap coffee table is obtained through metal casting into sand moulds. Four cavities on the top, one for each side, envelope the legs that support the rectangular top with rounded corners. The sculptural look of its surface makes this item a contemporary artwork.

If the product is intended for **outdoor use**, it should be used exclusively in covered outdoor spaces protected from weather agents, such as verandas, porches, and covered terraces.

To preserve the aesthetic, functional, and material qualities of the products over time, weekly routine maintenance is highly recommended.

Furthermore, any food and drink residues, leaves, flowers, pollen, or bird droppings should be removed promptly to prevent prolonged contact with the surfaces from compromising the long-term preservation of the products.

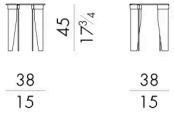
# Dimensions

## OVERLAP. 4040 / FU

Coffee table

Indoor option

38 W x 38 D x 45 H cm

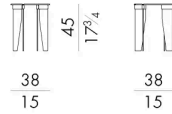


## OVERLAP. 4040 / FU / OUT

Coffee table

Outdoor option

38 W x 38 D x 45 H cm

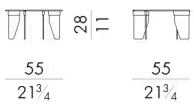


## OVERLAP. 4055 / FU

Coffee table

Indoor option

55 W x 55 D x 28 H cm




## OVERLAP. 4055 / FU / OUT

Coffee table

Outdoor option

55 W x 55 D x 28 H cm

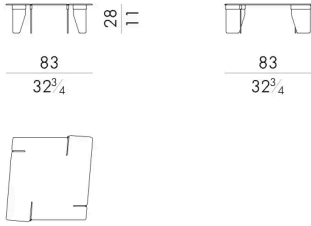


**OVERLAP. 4080/A/FU**

Coffee table

Indoor option

83 W x 83 D x 28 H cm

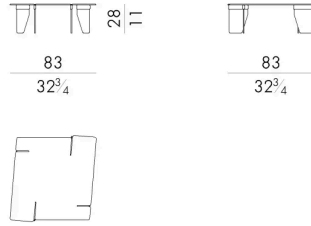


**OVERLAP. 4080/A/FU/OUT**

Coffee table

Outdoor option

83 W x 83 D x 28 H cm

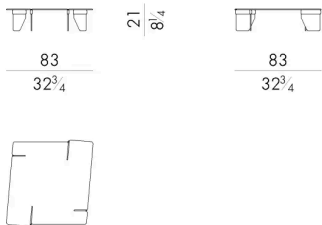


**OVERLAP. 4080/B/FU**

Coffee table

Indoor option

83 W x 83 D x 21 H cm

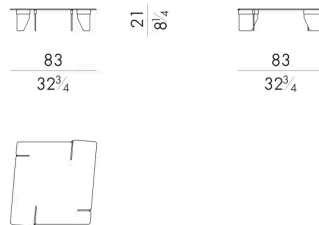


**OVERLAP. 4080/B/FU/OUT**

Coffee table

Outdoor option

83 W x 83 D x 21 H cm

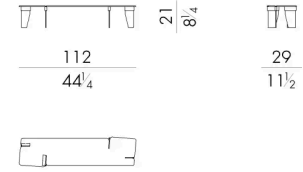


**OVERLAP. 4110 / FU**

Coffee table

Indoor option

112 W x 29 D x 21 H cm



**OVERLAP. 4110 / FU / OUT**

Coffee table

Outdoor option

112 W x 29 D x 21 H cm

