



The coffee tables of Lineup collection, available in many sizes, are characterized by a metal structure with linear design. The skillful manual method of metal engraving is inspired by the working techniques of Italian premium class jewelry. Made entirely of a single material, they create extraordinary and unique reflections of light. These coffee tables are often used in combination with other pieces of the same collection with marble top or with a decorative resin-based finish top.

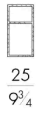
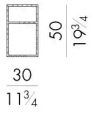
Dimensions

Generated: 06/07/2026

LINEUP. 3025

Coffee table

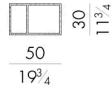
30 W x 25 D x 50 H cm



LINEUP. 5030

Coffee table

50 W x 30 D x 30 H cm



LINEUP. 6060

Coffee table

60 W x 60 D x 50 H cm

