

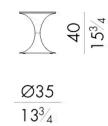


The coffee table Donald has a “trumpet shape” structure and a marble top rests on its upper part. With a simple but elegant shape it adapts perfectly to a variety of different furnishing solutions. The metal structure is available in different finishes, both glossy and mat. The range of available sizes makes it suitable to meet any kind of demands.

DONALD.1035

Coffee table

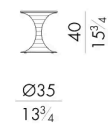
DIAM. 35 x 40 H cm



DONALD.1035/R

Coffee table

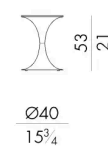
DIAM. 35 x 40 H cm



DONALD.1040

Coffee table

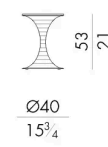
DIAM. 40 x 53 H cm



DONALD.1040/R

Coffee table

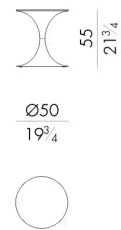
DIAM. 40 x 53 H cm



DONALD.1050

Coffee table

DIAM. 50x55 H cm



DONALD.1050/R

Coffee table

DIAM. 50x55 H cm

