



The coffee tables of Lineup collection, available in many sizes, are characterized by a metal structure with linear design. The skillful manual method of metal engraving is inspired by the working techniques of Italian premium class jewelry. The essential and rigorous metal structure creates a harmonious contrast with the top, realized with a decorative finish composed of resins, coloured pigments and natural powders. Lineup coffee tables are also available with marble top or completely made of metal. Placed in a living area, they create extraordinary and unique reflections of light.

Dimensions

LINEUP. 3090/A/RE

Coffee table

90 W x 90 D x 35 H cm



LINEUP. 3090/B/RE

Coffee table


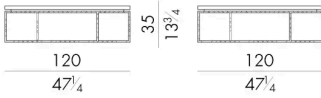
90 W x 90 D x 25 H cm



LINEUP. 3120/A/RE

Coffee table

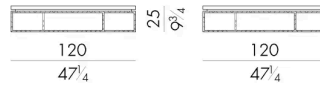
120 W x 120 D x 35 H cm



LINEUP. 3120/B/RE

Coffee table

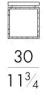
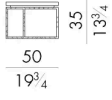
120 W x 120 D x 25 H cm



LINEUP. 5030/RE

Coffee table

50 W x 30 D x 35 H cm



LINEUP. 6060/RE

Coffee table

60 W x 60 D x 55 H cm

